

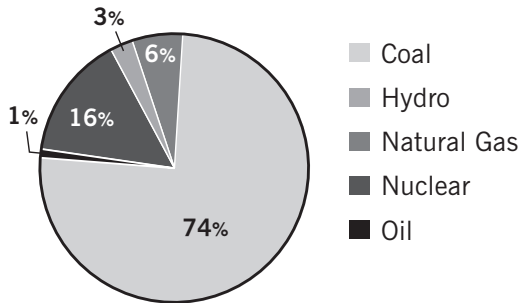


Environmental Disclosure - Quarterly Comparisons
Duke Energy Retail Sales, LLC
Projected Data for the 2010 Calendar Year
Actual Data for the Period January 1, 2010 - June 30, 2010

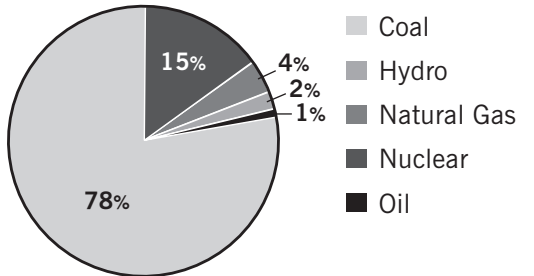
Generation Resource Mix –

A comparison between the sources of generation projected to be used to generate this product and the actual resources used during this period.

Duke Energy Retail
Actual Product



Duke Energy Retail
Projected Product



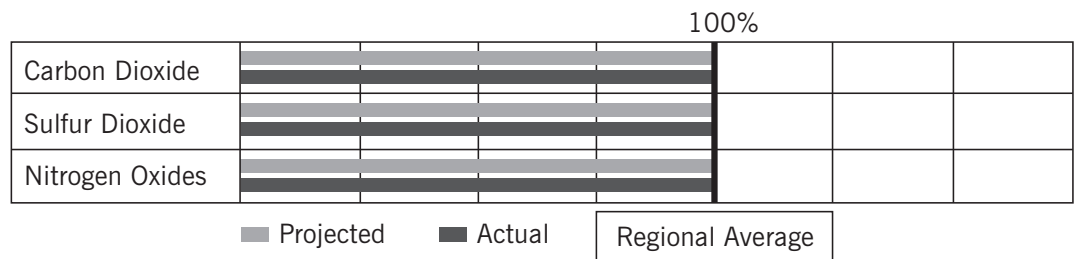
Environmental Characteristics –

A description of the characteristics associated with each possible generation resource.

Biomass Power	Air Emissions and Solid Waste
Coal Power	Air Emissions and Solid Waste
Hydro Power	Wildlife Impacts
Natural Gas Power	Air Emissions and Solid Waste
Nuclear Power	Radioactive Waste
Oil Power	Air Emissions and Solid Waste
Other Sources	Unknown Impacts
Solar Power	No Significant Impacts
Unspecified Purchased Resources	Unknown Impacts
Wind Power	Wildlife Impacts

Air Emissions –

Product-specific projected and actual air emissions for this period compared to the regional average air emissions.



Radioactive Waste –

Product-specific projected and actual radioactive waste for this period.

Type:	Quantity:	
High-Level Radioactive Waste	unknown	Lbs. / 1,000 kWh
Low-Level Radioactive Waste	unknown	Ft. ³ / 1,000 kWh

Duke Energy Retail purchases all of its electric energy from the wholesale market. The above generation resource mix is based on EIA reporting of regional generation sources. Duke Energy Retail does not have access to information regarding the radioactive waste produced by nuclear generation in the region.

With an in-depth analysis, the environmental characteristics of any form of electric generation will reveal benefits as well as costs. For further information, contact Duke Energy Retail Sales, LLC at 1-800-920-5029 or visit our Web site at <http://www.DukeSavings.com>.