

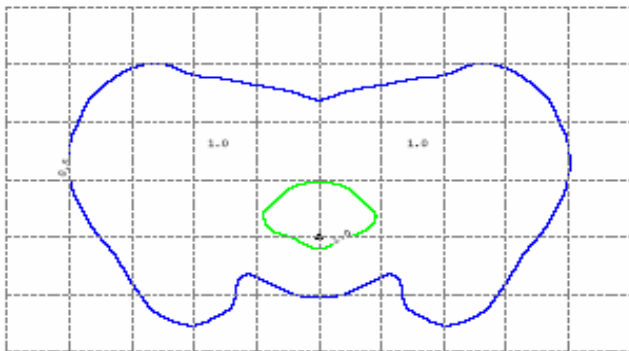
Fixture Specifications



Teardrop



IES Photometric file	DE15tdrop.ies
Initial Lamp lumens	16000
Light Loss Factor	0.66
Lamp Wattage	150
Lamp Source	HPS
Mtg Height	25ft.
Colors	Black, Green



Grid spacing 12.5 ft.

ISO Template lines

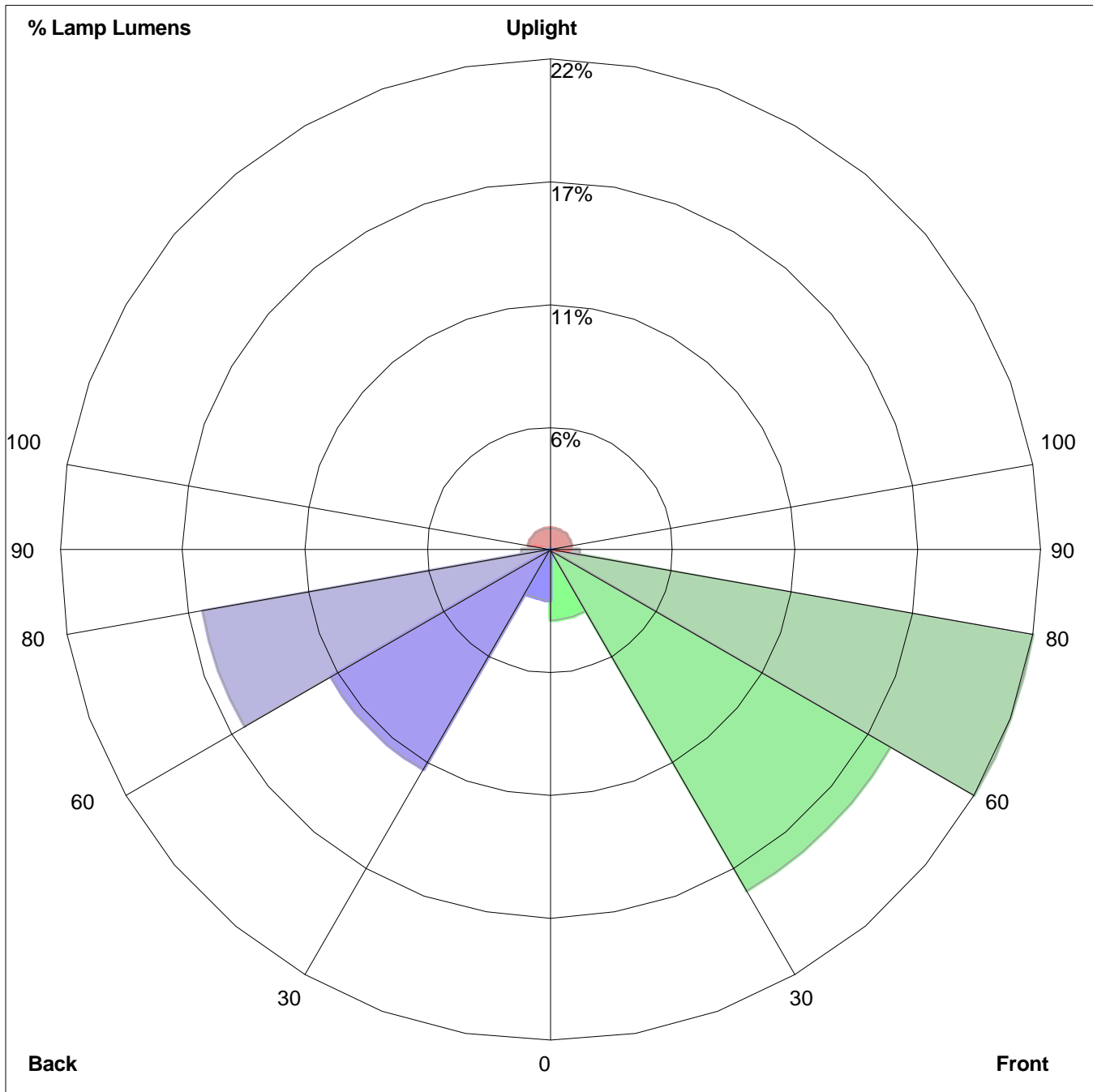
Light Blue	NA
Green	1.0 FC
Dark Blue	0.5 FC

The values shown for the ISO template lines are maintained values, based on applicable Light Loss Factor, (LLF). Values are representative of manufacture specific photometric testing, which is subject to change without notification due to availability and product offering modifications. When evaluating photometric data note that values are approximate and will vary with the LLF and other factors, i.e. voltage variations, atmospheric conditions, etc.

Electronic IES photometric file available upon request- **Note: Design Program required for use of a photometric file**

Photos are representative of fixture style. Actual products may vary slightly, fixture and photometric data subject to change due to product offering modifications

LUMINAIRE CLASSIFICATION SYSTEM (LCS) GRAPH



Percent Lamp Lumens:
Front: Low=3.2%, Medium=17.8%, High=22.2%, Very High=1.3%
Back: Low=2.3%, Medium=11.5%, High=16.0%, Very High=1.3%
Uplight: Low=0.9%, High=1.0%

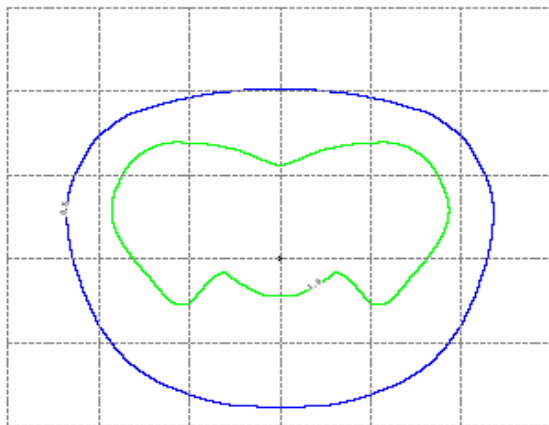
Fixture Specifications



Teardrop



IES Photometric file	DE25tdrop.ies
Initial Lamp lumens	27500
Light Loss Factor	0.66
Lamp Wattage	250
Lamp Source	HPS
Mtg Height	25ft.
Colors	Black, Green



Grid spacing 25 ft.

ISO Template lines

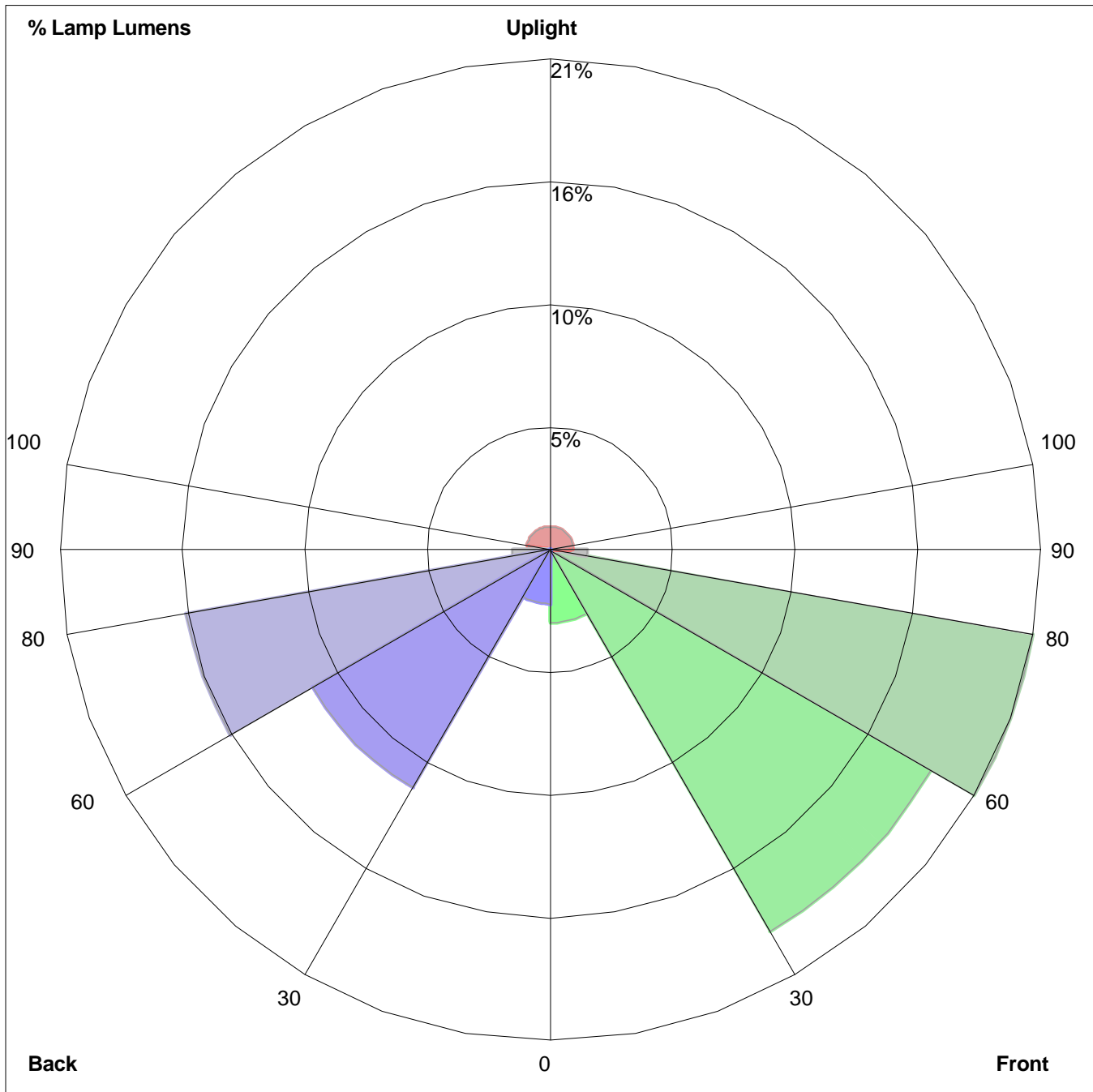
Light Blue	NA
Green	1.0 FC
Dark Blue	0.5 FC

The values shown for the ISO template lines are maintained values, based on applicable Light Loss Factor, (LLF). Values are representative of manufacture specific photometric testing, which is subject to change without notification due to availability and product offering modifications. When evaluating photometric data note that values are approximate and will vary with the LLF and other factors, i.e. voltage variations, atmospheric conditions, etc.

Electronic IES photometric file available upon request- **Note: Design Program required for use of a photometric file**

Photos are representative of fixture style. Actual products may vary slightly, fixture and photometric data subject to change due to product offering modifications

LUMINAIRE CLASSIFICATION SYSTEM (LCS) GRAPH



Percent Lamp Lumens:
Front: Low=3.1%, Medium=18.7%, High=20.9%, Very High=1.6%
Back: Low=2.3%, Medium=11.7%, High=15.7%, Very High=1.6%
Uplight: Low=0.9%, High=1.0%

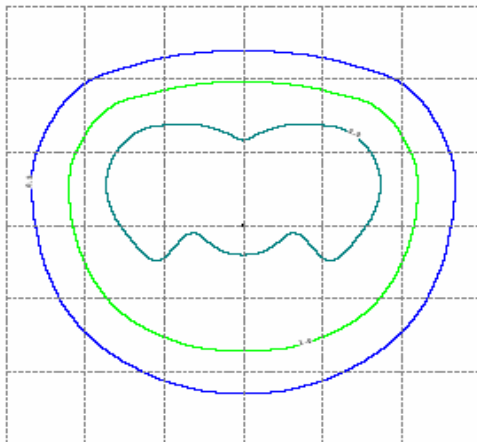
Fixture Specifications



Teardrop



IES Photometric file	DE40tdrop.ies
Initial Lamp lumens	50000
Light Loss Factor	0.66
Lamp Wattage	400
Lamp Source	HPS
Mtg Height	25ft.
Colors	Black, Green



Grid spacing 25 ft.

ISO Template lines

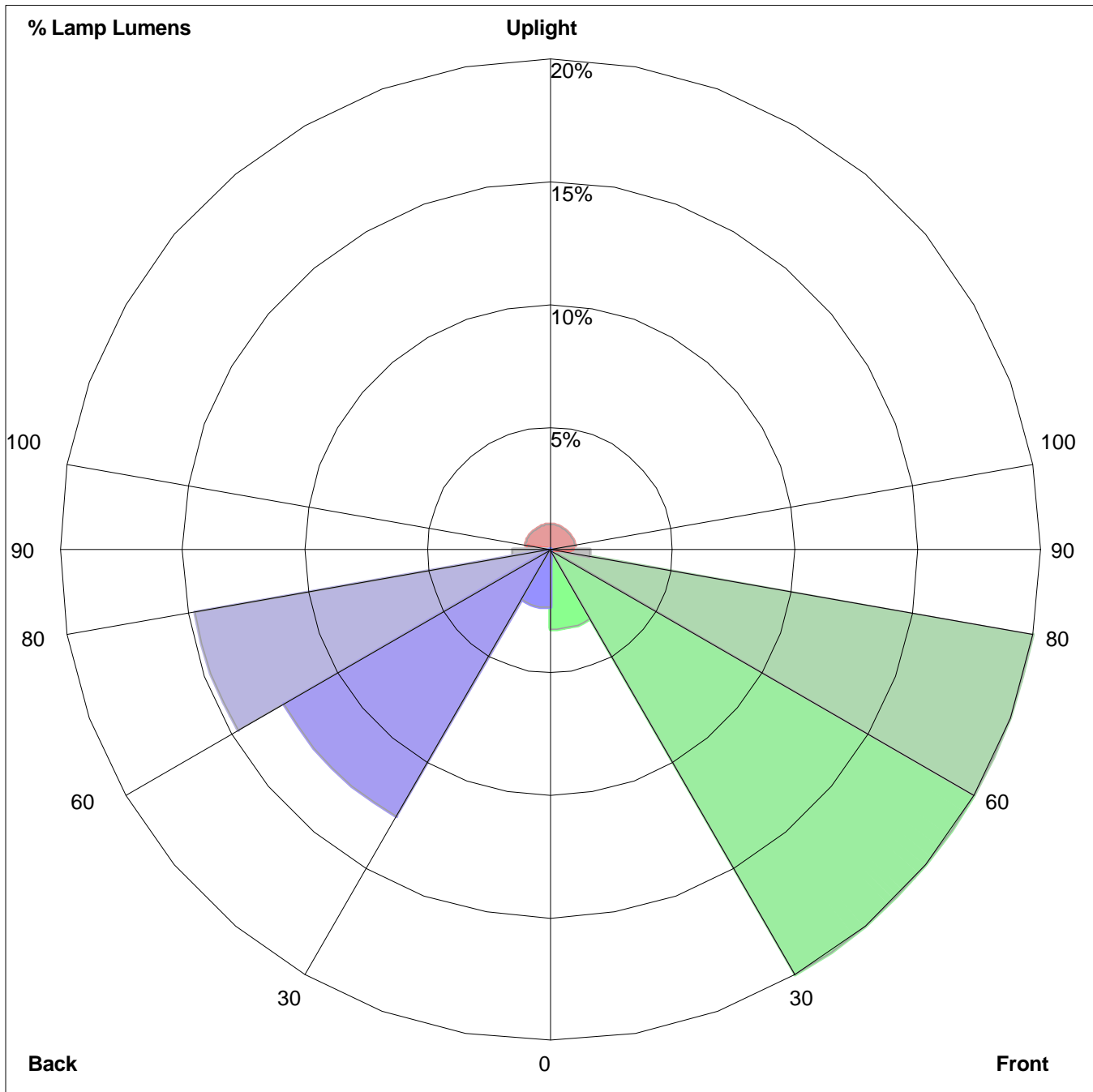
Light Blue	2.0 FC
Green	1.0 FC
Dark Blue	0.5 FC

The values shown for the ISO template lines are maintained values, based on applicable Light Loss Factor, (LLF). Values are representative of manufacture specific photometric testing, which is subject to change without notification due to availability and product offering modifications. When evaluating photometric data note that values are approximate and will vary with the LLF and other factors, i.e. voltage variations, atmospheric conditions, etc.

Electronic IES photometric file available upon request- **Note: Design Program required for use of a photometric file**

Photos are representative of fixture style. Actual products may vary slightly, fixture and photometric data subject to change due to product offering modifications

LUMINAIRE CLASSIFICATION SYSTEM (LCS) GRAPH



Percent Lamp Lumens:
Front: Low=3.2%, Medium=19.9%, High=19.9%, Very High=1.6%
Back: Low=2.3%, Medium=12.5%, High=14.7%, Very High=1.5%
Uplight: Low=0.9%, High=1.0%

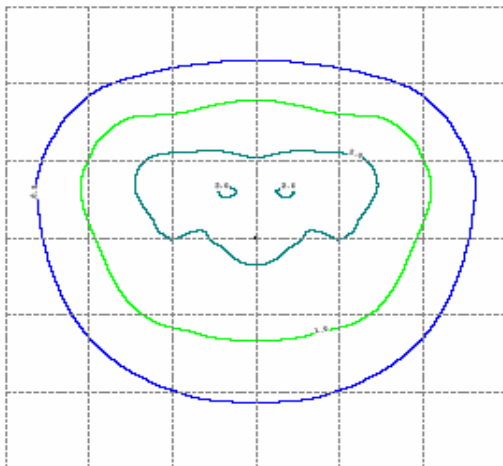
Fixture Specifications



Teardrop



IES Photometric file	DE40mhtdrop.ies
Initial Lamp lumens	40000
Light Loss Factor	0.7
Lamp Wattage	400
Lamp Source	MH
Mtg Height	25ft.
Colors	Black, Green



Grid spacing 25 ft.

ISO Template lines

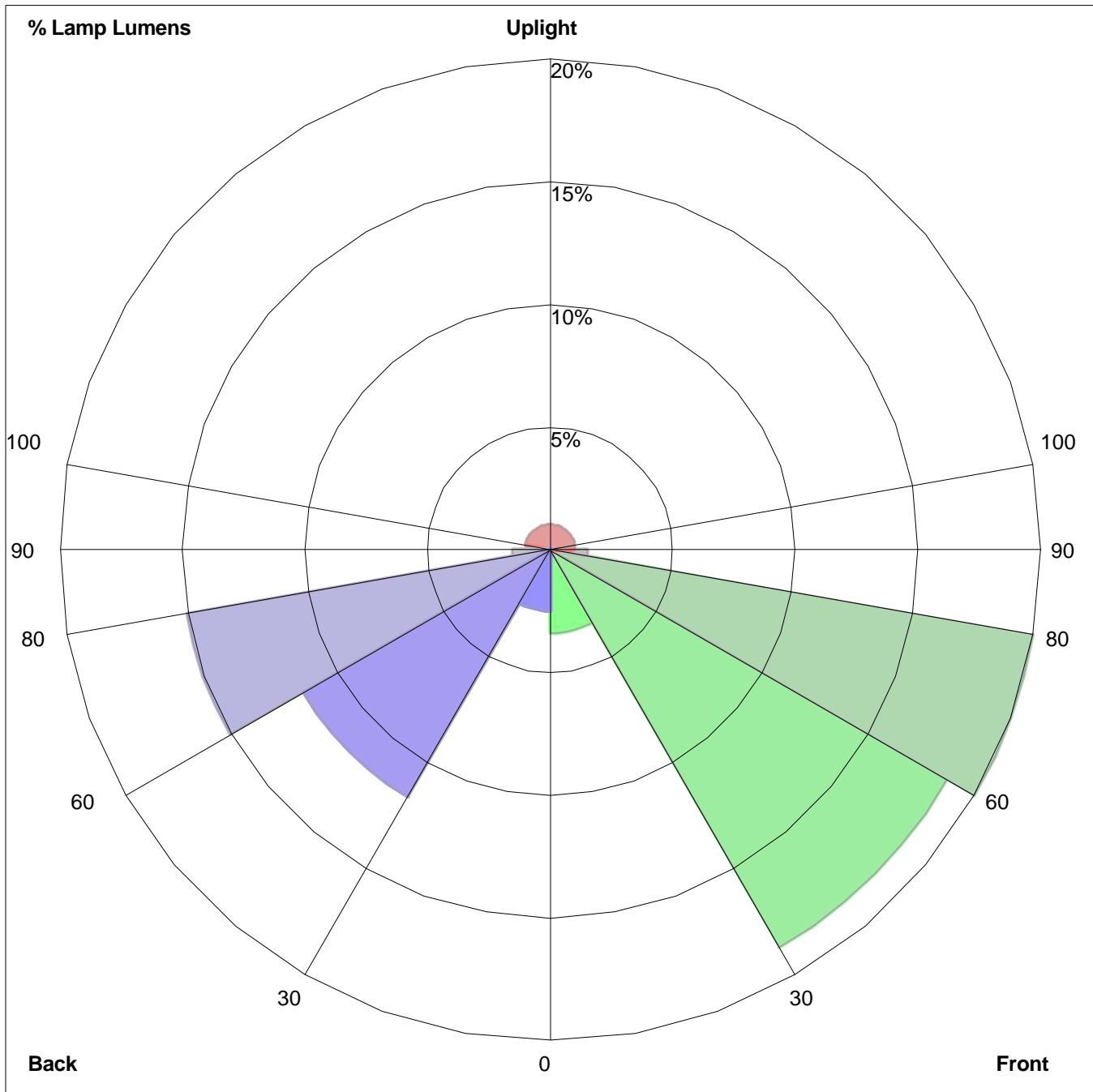
Light Blue	2.0 FC
Green	1.0 FC
Dark Blue	0.5 FC

The values shown for the ISO template lines are maintained values, based on applicable Light Loss Factor, (LLF). Values are representative of manufacture specific photometric testing, which is subject to change without notification due to availability and product offering modifications. When evaluating photometric data note that values are approximate and will vary with the LLF and other factors, i.e. voltage variations, atmospheric conditions, etc.

Electronic IES photometric file available upon request- **Note: Design Program required for use of a photometric file**

Photos are representative of fixture style. Actual products may vary slightly, fixture and photometric data subject to change due to product offering modifications

LUMINAIRE CLASSIFICATION SYSTEM (LCS) GRAPH



Percent Lamp Lumens:
Front: Low=3.3%, Medium=18.4%, High=19.7%, Very High=1.5%
Back: Low=2.5%, Medium=11.4%, High=14.8%, Very High=1.5%
Uplight: Low=1.0%, High=1.0%

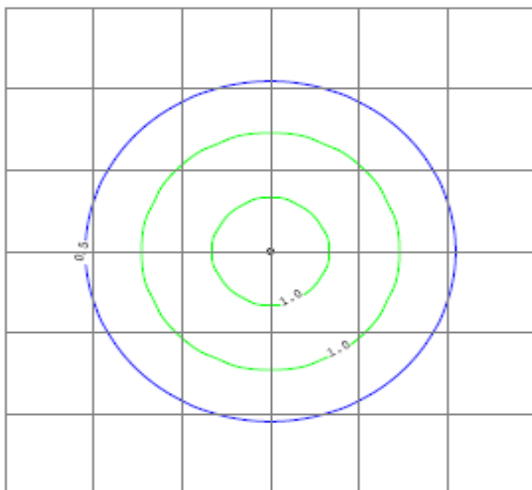
Fixture Specifications



Teardrop



IES Photometric file	DE10mhtdrop-ped.ies
Initial Lamp lumens	9000
Light Loss Factor	0.7
Lamp Wattage	100
Lamp Source	MH
Mtg Height	15ft.
Colors	Black, Green



Grid spacing 15 ft.

ISO Template lines

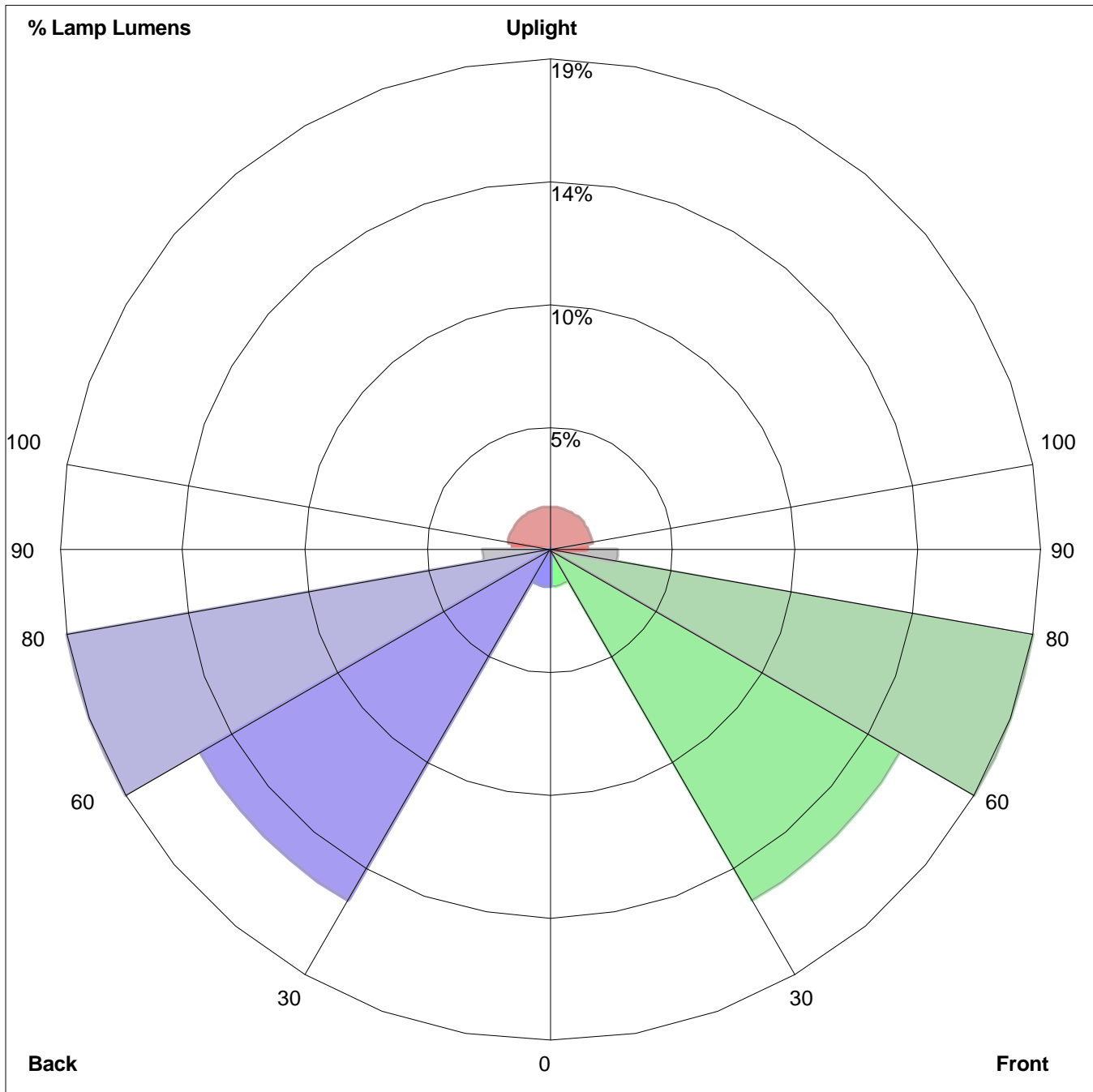
Light Blue	NA
Green	1.0 FC
Dark Blue	0.5 FC

The values shown for the ISO template lines are maintained values, based on applicable Light Loss Factor, (LLF). Values are representative of manufacture specific photometric testing, which is subject to change without notification due to availability and product offering modifications. When evaluating photometric data note that values are approximate and will vary with the LLF and other factors, i.e. voltage variations, atmospheric conditions, etc.

Electronic IES photometric file available upon request- **Note: Design Program required for use of a photometric file**

Photos are representative of fixture style. Actual products may vary slightly, fixture and photometric data subject to change due to product offering modifications

LUMINAIRE CLASSIFICATION SYSTEM (LCS) GRAPH



Percent Lamp Lumens:
Front: Low=1.4%, Medium=15.7%, High=19.1%, Very High=2.6%
Back: Low=1.4%, Medium=15.7%, High=19.1%, Very High=2.6%
Uplight: Low=1.5%, High=1.6%

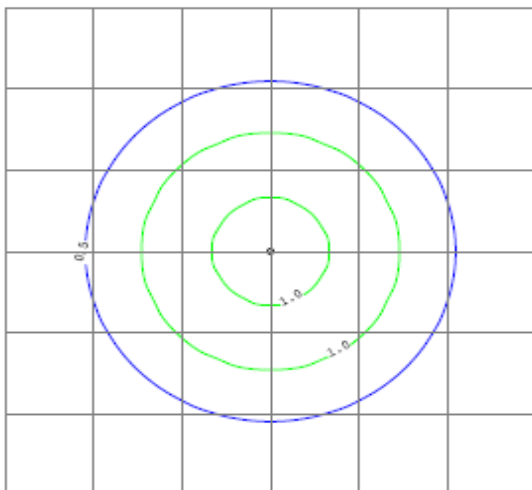
Fixture Specifications



Teardrop



IES Photometric file	DE10tdrop-ped.ies
Initial Lamp lumens	9500
Light Loss Factor	0.66
Lamp Wattage	100
Lamp Source	HPS
Mtg Height	15ft.
Colors	Black, Green



Grid spacing 15 ft.

ISO Template lines

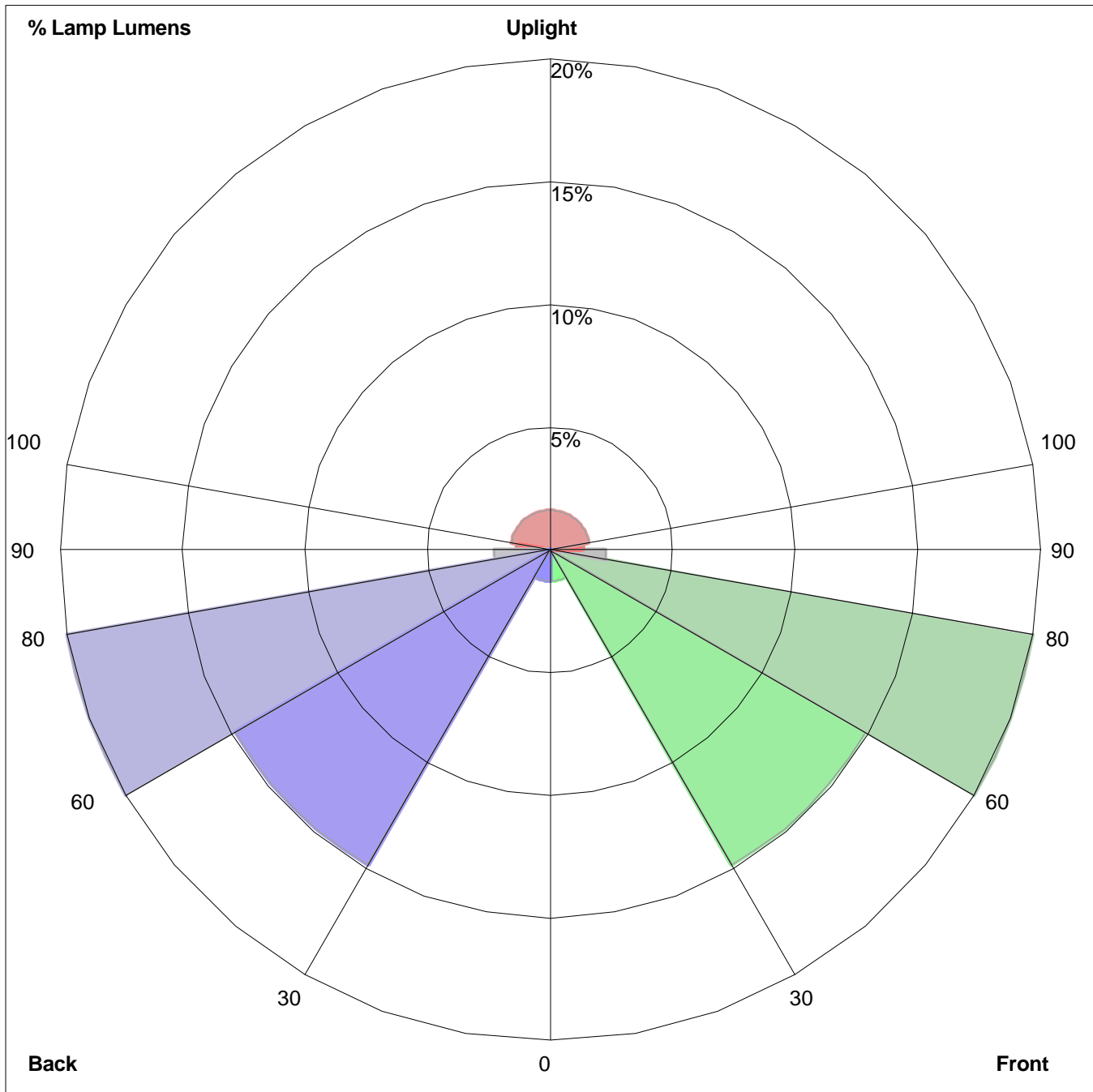
Light Blue	NA
Green	1.0 FC
Dark Blue	0.5 FC

The values shown for the ISO template lines are maintained values, based on applicable Light Loss Factor, (LLF). Values are representative of manufacture specific photometric testing, which is subject to change without notification due to availability and product offering modifications. When evaluating photometric data note that values are approximate and will vary with the LLF and other factors, i.e. voltage variations, atmospheric conditions, etc.

Electronic IES photometric file available upon request- **Note: Design Program required for use of a photometric file**

Photos are representative of fixture style. Actual products may vary slightly, fixture and photometric data subject to change due to product offering modifications

LUMINAIRE CLASSIFICATION SYSTEM (LCS) GRAPH



Percent Lamp Lumens:
Front: Low=1.2%, Medium=14.7%, High=19.7%, Very High=2.2%
Back: Low=1.2%, Medium=14.7%, High=19.7%, Very High=2.2%
Uplight: Low=1.3%, High=1.6%