

LAKE _____
 COUNTY _____

DUKE ENERGY LAKE SERVICES PRIVATE FACILITIES PROGRAM PERMIT APPLICATION FORM

DUKE ENERGY PERMIT NO. _____

APPLICANT INFORMATION	First _____ MI _____ Last _____				Signature (Required) _____		Date _____	
	HOME / MAIL	Street _____			LAKE	Street _____		
		City _____	State _____	Zip _____		City _____	State _____	Zip _____
Phone _____				Cell / E-Mail / Other _____		Development _____ Lot No. _____		

CONTRACTOR	Company Name _____		Phone / E-Mail / Etc. _____
	Address _____		

FACILITY DETAILS	Check the appropriate box.	Stationary Pier (Fig. 1)	Slip Style Dock (Fig. 3 & 4)	Platform Style Dock (Fig. 2 & 5)	FACILITY SQUARE FOOTAGE	
	Use: 1 Individual 2 Common	<input type="checkbox"/> 1 <input type="checkbox"/> 2	<input type="checkbox"/> 1 <input type="checkbox"/> 2	<input type="checkbox"/> 1 <input type="checkbox"/> 2		Stationary Surface Area: _____ FT ²
	Status: 1 Existing 2 Proposed	<input type="checkbox"/> 1 <input type="checkbox"/> 2	<input type="checkbox"/> 1 <input type="checkbox"/> 2	<input type="checkbox"/> 1 <input type="checkbox"/> 2		Floating Surface Area: _____ FT ²
	Type of Facility: 1 Stationary 2 Floating 3 Combination	<input type="checkbox"/> 1	<input type="checkbox"/> 1 <input type="checkbox"/> 2 <input type="checkbox"/> 3	<input type="checkbox"/> 1 <input type="checkbox"/> 2 <input type="checkbox"/> 3		Total Surface Area: _____ FT ²



FIG. 1

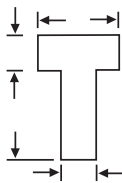


FIG. 2

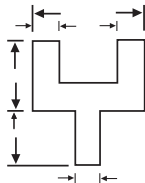


FIG. 3

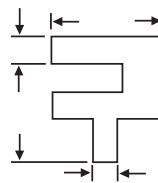


FIG. 4

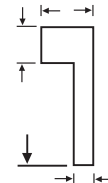


FIG. 5

Check box if uncovered dock. Check box if uncovered dock.

See attached.
FIG. 6 (other)

COMMON USE FACILITIES	If application is for a common use facility, additional waterfront property owners using the facility appoint the individual(s). Listed in the applicant information section of this form as the agent applying for permit. All parties using the facility for permanent mooring must be <u>waterfront</u> property owners (i.e., eligible for individual facilities) and must sign below: (use additional sheet if needed).		
	Name _____	Address _____	Date _____
	Name _____	Address _____	Date _____

ADDITIONAL INFO	_____

DUKE ENERGY USE ONLY	Condition of Pier: <input type="checkbox"/> Good <input type="checkbox"/> Fair <input type="checkbox"/> Poor Permitted: <input type="checkbox"/> Yes <input type="checkbox"/> No <input type="checkbox"/> Denied
	Final Inspection Completed: _____ Date, _____ Initial
	Comments: _____