

For more information

With in-depth analysis, the environmental characteristics of any form of electric generation will reveal benefits as well as costs. For more information, visit www.duke-energy.com and select the Environment & Sustainability tab at the top of the page or contact us at 1.800.544.6900.

You may also visit the Public Utilities Commission of Ohio at www.puco.ohio.gov or call 1.800.686.PUCO with additional questions.



Environmental Disclosure

2008 Projections/ January - September Actuals

Duke Energy and other Ohio electric utilities are required by the Public Utilities Commission of Ohio to provide environmental information on the mix of fuels used to produce electricity and the environmental characteristics resulting from this production. This disclosure compares projected fuel mix percentages and emission rates for 2008 to actual results for the period January - September 2008.





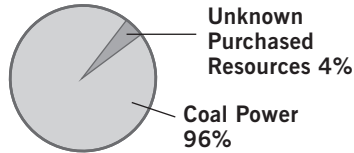
Environmental Disclosure – Quarterly Comparisons

The Duke Energy Projected Data for the 2008 Calendar year vs. Actual Data for the Period January 1, 2008 - September 30, 2008

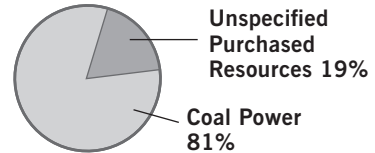
Generation Resource Mix –

A comparison between the sources of generation projected to be used to generate this product and the actual resources used during this period.

Duke Energy's Projected Product



Duke Energy's Actual Product



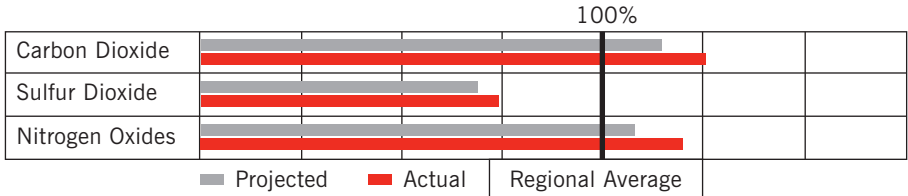
Environmental Characteristics –

A description of the characteristics associated with each possible generation resource.

Biomass Power	Air Emissions and Solid Waste
Coal Power	Air Emissions and Solid Waste
Hydro Power	Wildlife Impacts
Natural Gas Power	Air Emissions and Solid Waste
Nuclear Power	Radioactive Waste
Oil Power	Air Emissions and Solid Waste
Other Sources	Unknown Impacts
Solar Power	No Significant Impacts
Unspecified Purchase Resources	Unknown Impacts
Wind Power	Wildlife Impacts

Air Emissions –

Product-specific projected and actual air emissions for this period compared to the regional average air emissions.



Radioactive Waste –

Product-specific projected and actual radioactive waste for this period.

Type:	Quantity:	
High-Level Radioactive Waste	0	Lbs./1,000 kWh
Low-Level Radioactive Waste	0	Ft ³ /1,000 kWh

Note: the generation of this product used 19% of Unspecified Purchased Resources. The air emissions and radioactive waste associated with these unspecified resources are not included in these charts.