

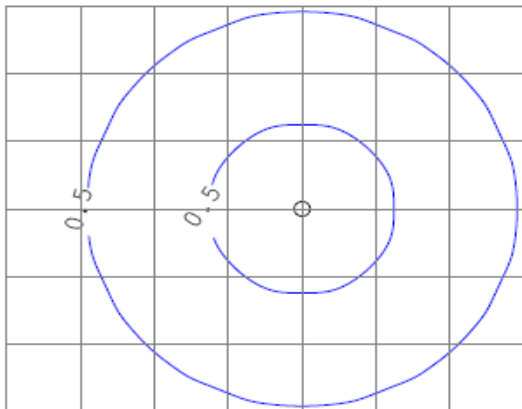
## Fixture Specifications



### DELUXE ACORN



IES Photometric file	DE10mhDacorn.ies
Initial Lamp lumens	9000
Light Loss Factor	0.70
Lamp Wattage	100
Lamp Source	Metal Halide
Mtg Height	12 ft
Colors	Black



**Grid spacing** 6 ft.

#### ISO Template lines

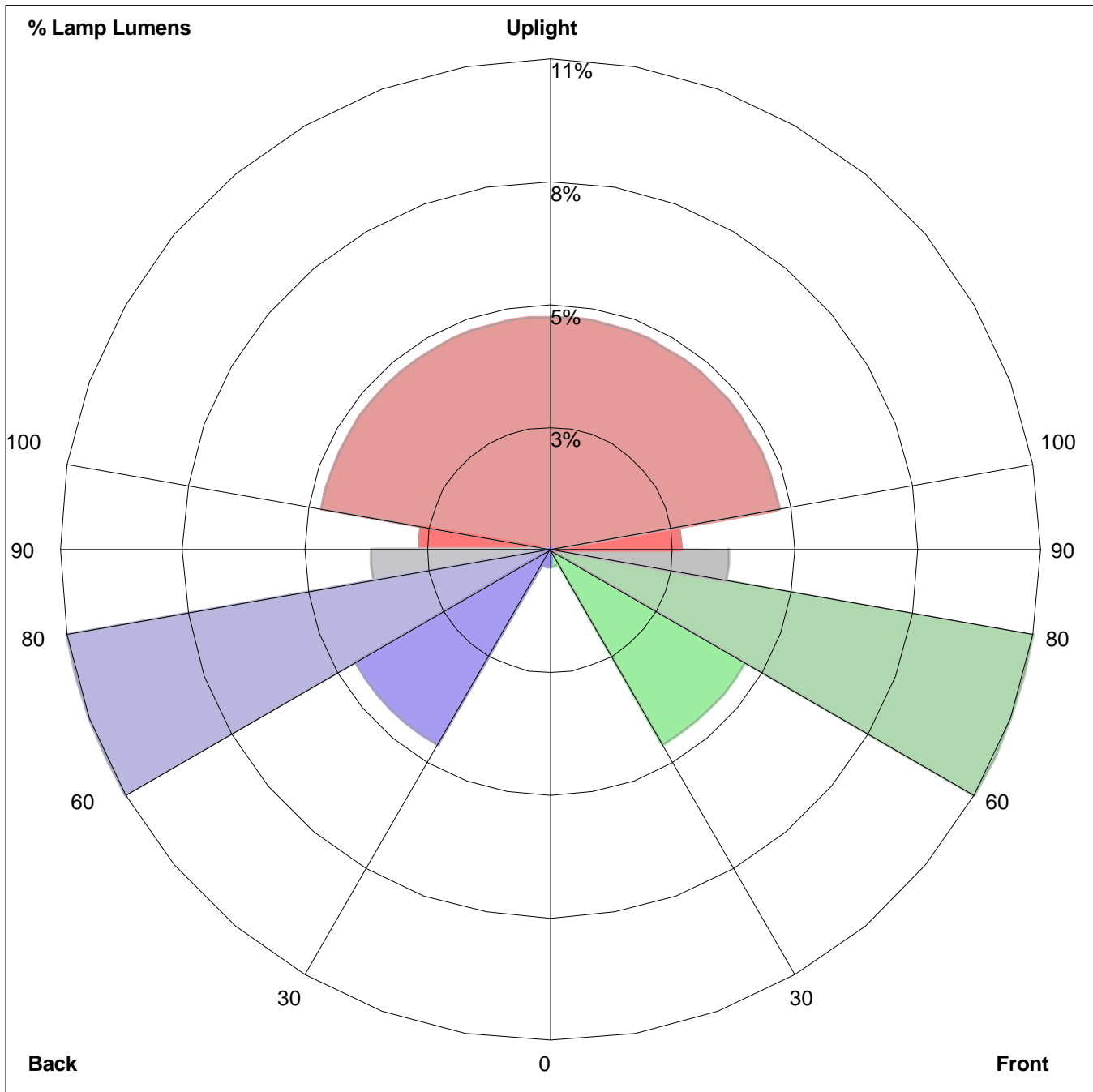
Light Blue	NA
Green	NA
Dark Blue	0.5 FC

The values shown for the ISO template lines are maintained values, based on applicable Light Loss Factor, (LLF). Values are representative of manufacture specific photometric testing, which is subject to change without notification due to availability and product offering modifications. When evaluating photometric data note that values are approximate and will vary with the LLF and other factors, i.e. voltage variations, atmospheric conditions, etc.

Electronic IES photometric file available upon request- **Note: Design Program required for use of a photometric file**

Photos are representative of fixture style. Actual products may vary slightly, fixture and photometric data subject to change due to product offering modifications

LUMINAIRE CLASSIFICATION SYSTEM (LCS) GRAPH



Percent Lamp Lumens:  
Front: Low=0.4%, Medium=5.0%, High=10.9%, Very High=4.0%  
Back: Low=0.4%, Medium=5.0%, High=10.9%, Very High=4.0%  
Uplight: Low=2.9%, High=5.1%

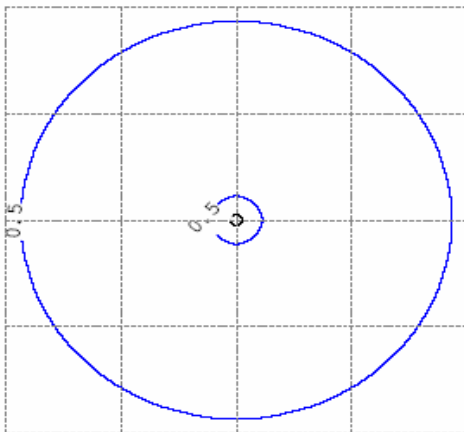
## Fixture Specifications



### DELUXE ACORN



IES Photometric file	DE10Dacorn.ies
Initial Lamp lumens	9500
Light Loss Factor	0.66
Lamp Wattage	100
Lamp Source	HPS
Mtg Height	12 ft
Colors	Black



**Grid spacing** 12 ft.

#### ISO Template lines

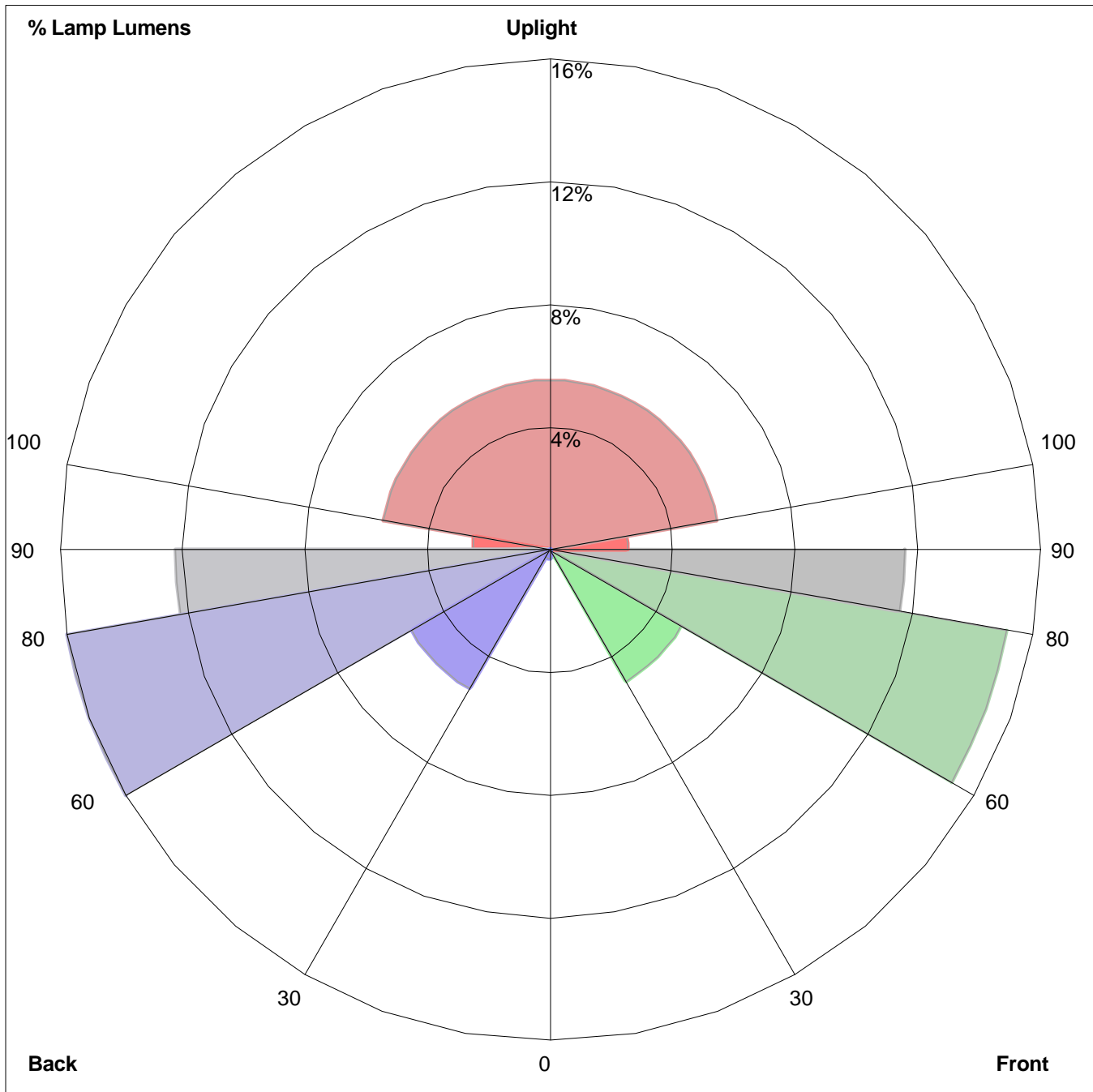
Light Blue	NA
Green	NA
Dark Blue	0.5 FC

The values shown for the ISO template lines are maintained values, based on applicable Light Loss Factor, (LLF). Values are representative of manufacture specific photometric testing, which is subject to change without notification due to availability and product offering modifications. When evaluating photometric data note that values are approximate and will vary with the LLF and other factors, i.e. voltage variations, atmospheric conditions, etc.

Electronic IES photometric file available upon request- **Note: Design Program required for use of a photometric file**

Photos are representative of fixture style. Actual products may vary slightly, fixture and photometric data subject to change due to product offering modifications

LUMINAIRE CLASSIFICATION SYSTEM (LCS) GRAPH



Percent Lamp Lumens:  
Front: Low=0.3%, Medium=4.9%, High=15.0%, Very High=11.5%  
Back: Low=0.3%, Medium=5.2%, High=15.9%, Very High=12.1%  
Uplight: Low=2.5%, High=5.5%